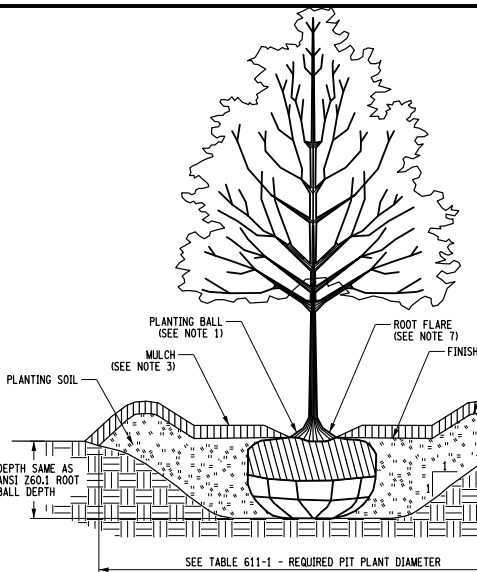
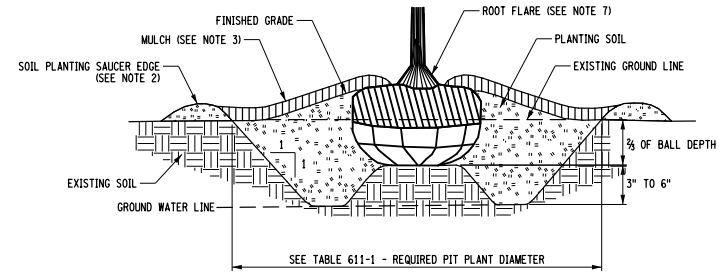


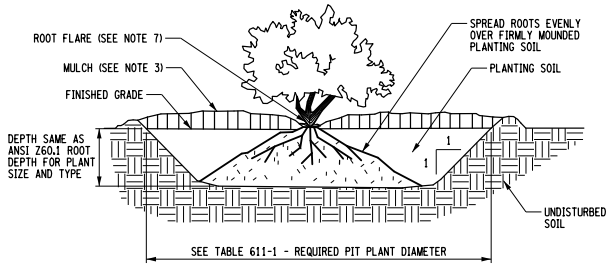
FILE NAME = 611-0101\_090613.dwg  
 DATE/TIME = 14-NOV-2013 09:01  
 USER = r10hso



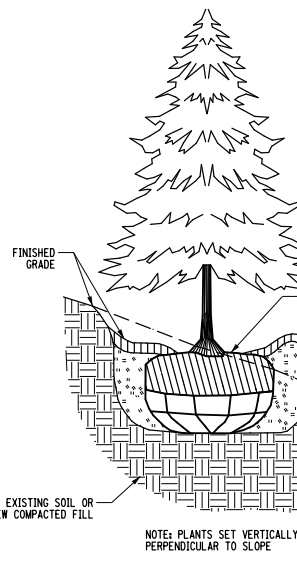
GENERAL TREE PLANTING



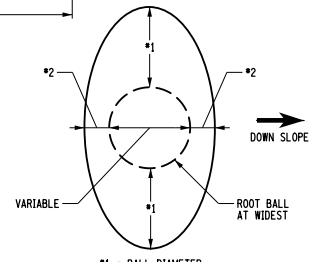
TREE PLANTING IN HEAVY - CLAY SOILS



BARE ROOT SHRUB PLANTING

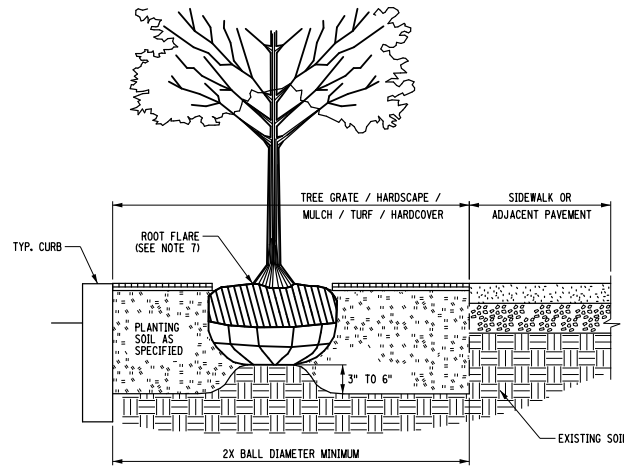


SLOPE PLANTING  
(3 ON 1 OR STEEPER)

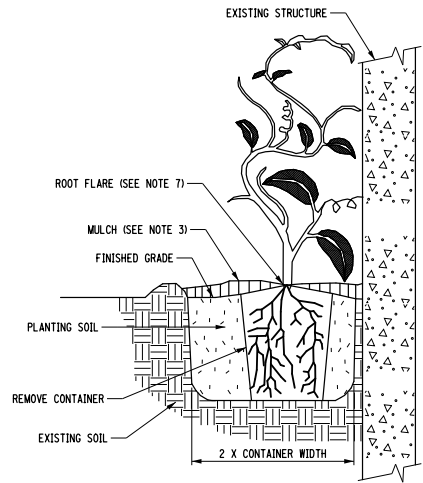


ELONGATED SLOPE PIT

#1 = BALL DIAMETER  
 #2 = 1/2 BALL DIAMETER  
 NOTE: ELONGATED PITS MAY BE USED ON SLOPES. RECTANGULAR OR SQUARE PITS ARE ACCEPTABLE PROVIDED THEY ACCOMMODATE PLANTS SHOWN.



PLANTING NEXT TO PAVEMENT OR CURB



VINE PLANTING

TABLE 611-1 - REQUIRED PLANT PIT DIAMETER	
ROOT SPREAD / ROOT BALL DIAMETER	PLANT PIT DIAMETER
UNDER 2'-0"	3X THE ROOT SPREAD OR ROOT BALL DIAMETER
FROM 2'-0" TO 4'-0"	2.5X THE ROOT SPREAD OR ROOT BALL DIAMETER
OVER 4'-0"	2X THE ROOT SPREAD OR ROOT BALL DIAMETER

NOTES:

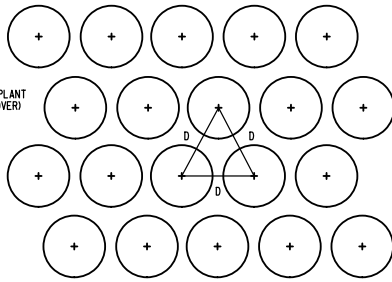
1. PLANTING BALL - ON B&B MATERIAL, BURLAP AND WIRE BASKET OR OTHER CONTAINER SHALL BE REMOVED FROM THE UPPER HALF OF THE ROOT BALL AND DISPOSED OF.
2. HEIGHT OF PLANTING SAUCER SHALL BE 3".
3. MULCH SHALL BE A MAXIMUM OF 3" DEEP AND TAPERED DOWN TO LEAVE THE ROOT FLARE EXPOSED. WHEN PLANTING ON SLOPES, DOWNHILL SIDE MUST BE STABILIZED APPROPRIATELY OR SEEDING ON DOWNHILL SIDE MAY BE SPECIFIED.
4. MATERIALS FOR PROTECTION OF PLANTS SHALL BE A COMMERCIALY AVAILABLE PRODUCT OR SYSTEM FOR SUPPORTING OF TREES.
5. ALL TAGS, LABELS, ETC. SHALL BE REMOVED FROM THE PLANTS.
6. THIS DETAIL SHOWS ONE ABOVE GROUND TREE SUPPORT METHOD. ANY OTHER METHOD MUST USE COMMERCIALY AVAILABLE PRODUCTS INSTALLED PER THE MANUFACTURER'S SPECIFICATIONS.
7. THE ROOT FLARE SHALL BE VISIBLE AND LEVEL WITH SURROUNDING SOIL.

ERRATA 1 EFF. 01/09/2014  
 ISSUED WITH EB 13-042  
 EFFECTIVE DATE: 09/06/2012

-DRAWING NOT TO SCALE-

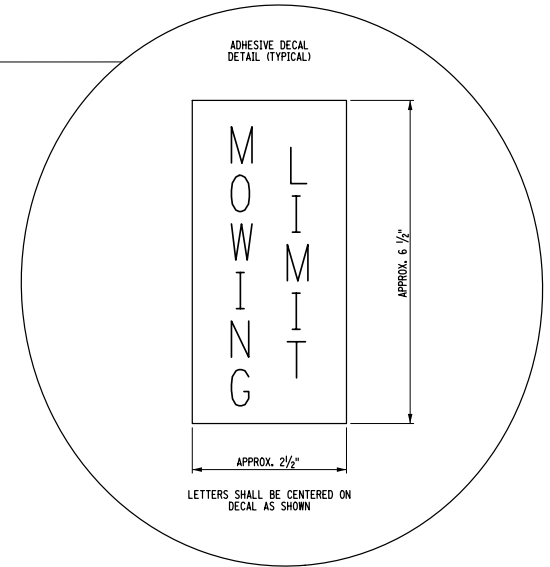
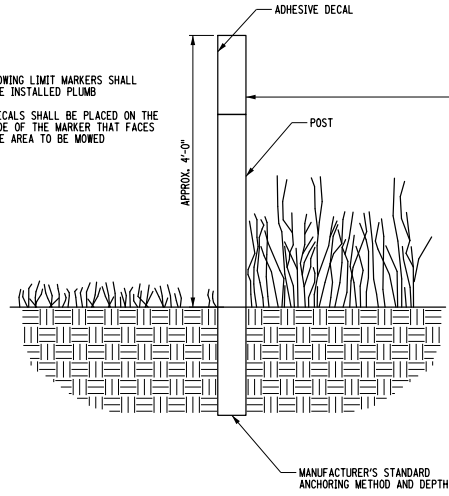
STATE OF NEW YORK DEPARTMENT OF TRANSPORTATION		
S.S. CUSTOMARY STANDARD SHEET		
LANDSCAPE PLANTING DETAILS (SHEET 1 OF 2)		
APPROVED: OCTOBER 23, 2013	ISSUED UNDER EB 12-011	
SHELIAH LADUC R.L.A. PRINCIPAL LANDSCAPE ARCHITECT OFFICE OF ENVIRONMENT		611-01

NOTE:  
D = DIMENSION OF SPECIFIED PLANT SPACING (SHRUB OR GROUND COVER)




TYPICAL BED PLANT SPACING

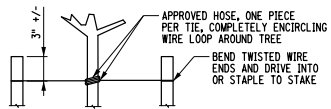
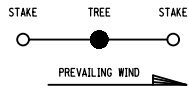
NOTE: MOWING LIMIT MARKERS SHALL BE INSTALLED PLUMB  
NOTE: DECALS SHALL BE PLACED ON THE SIDE OF THE MARKER THAT FACES THE AREA TO BE MOWED



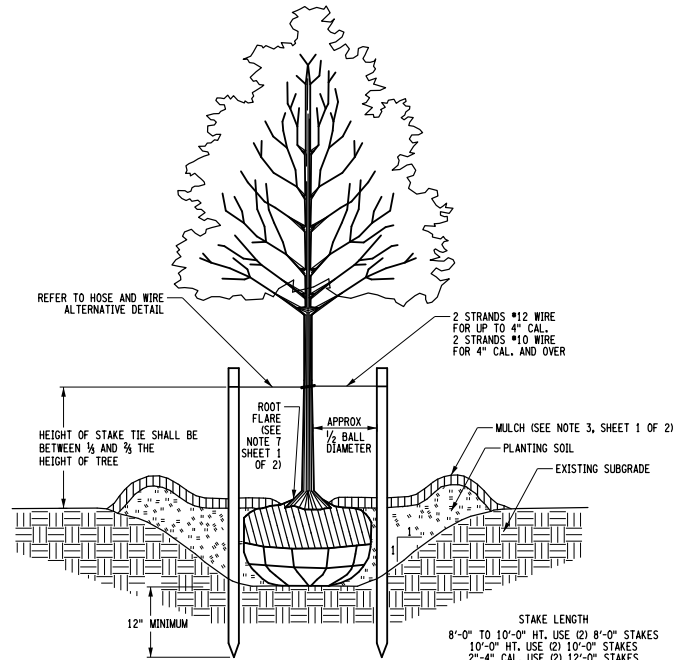
MOWING LIMIT MARKER (TYPE A)



BED PLANTING



HOSE AND WIRE ALTERNATIVE



TREE SUPPORT (WHEN SPECIFIED)  
(SEE NOTE 6, SHEET 1 OF 2)

-DRAWING NOT TO SCALE-



STATE OF NEW YORK  
DEPARTMENT OF TRANSPORTATION

U.S. CUSTOMARY STANDARD SHEET

LANDSCAPE PLANTING DETAILS  
(SHEET 2 OF 2)

APPROVED MAY 29, 2012 ISSUED UNDER EB 12-011

SHELAH LADUC R.L.A.  
PRINCIPLE LANDSCAPE ARCHITECT  
OFFICE OF ENVIRONMENT

611-01

EFFECTIVE DATE: 09/06/2012